



**CATARMAN WATER DISTRICT**  
Catarman N. Samar


**CONDENSED STATEMENT OF FINANCIAL POSITION**  
**AS AT DECEMBER 31, 2016**

	NOTE	2016	2015
<b>Current Assets</b>			
Cash and Cash Equivalents	5	850,932.95	534,914.13
Receivables	6	2,849,876.94	2,760,572.91
Inventories	7	421,723.46	411,376.60
Other Current Assets	8	24,000.00	32,315.00
<b>Total Current Assets</b>		<u>4,146,533.35</u>	<u>3,739,178.64</u>
<b>Non-Current Assets</b>			
Property Plant and Equipment	9	19,986,749.39	20,326,597.05
Intangible Assets	10	39,600.00	55,800.00
<b>Total Non-Current Assets</b>		<u>20,026,349.39</u>	<u>20,382,397.05</u>
<b>TOTAL ASSETS</b>		<u>24,172,882.74</u>	<u>24,121,575.69</u>
<b>Current Liabilities</b>			
Financial Liabilities	11	4,353,616.02	2,528,180.49
Inter-Agency Payables	12	80,978.81	25,010.18
Other Payables	13	35,048.03	35,048.03
<b>Total Current Liabilities</b>		<u>4,469,642.86</u>	<u>2,588,238.70</u>
<b>Non-Current Liabilities</b>			
Financial Liabilities	14	12,394,427.66	14,328,764.66
<b>Total Liabilities</b>		<u>16,864,070.52</u>	<u>16,917,003.36</u>
Government Equity		2,577,950.89	2,577,950.89
Retained Earnings		4,730,861.33	4,626,621.44
<b>Total Equity</b>	15	<u>7,308,812.22</u>	<u>7,204,572.33</u>
<b>TOTAL LIABILITIES AND EQUITY</b>		<u>24,172,882.74</u>	<u>24,121,575.69</u>

Prepared By:

  
**MARISSA F. BANDAL**  
Division Manager C

Approved by:

  
**GUIDO A. MOLLEJON**  
General Manager

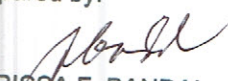


Republic of the Philippines  
CATARMAN WATER DISTRICT  
Cataraman N. Samar


CONDENSED STATEMENT OF COMPREHENSIVE INCOME  
For the Year Ended December 31, 2016

	Note	2016	2015
<b>Income</b>			
Service & Business Income	16	14,746,145.95	13,651,750.88
Other Non-Operating Income	17	523.64	1,401.37
<b>Total Income</b>		<u>14,746,669.59</u>	<u>13,653,152.25</u>
<b>Expenses</b>			
Personnel Services	18	6,544,745.53	6,300,941.20
Maintenance and Other Operating Expenses	19	5,481,928.71	4,985,499.65
Financial Expenses	20	1,135,752.00	1,208,547.00
Non-Cash Expenses	21	1,070,000.04	1,070,000.04
<b>Total Expenses</b>		<u>14,232,426.28</u>	<u>13,564,987.89</u>
<b>COMPREHENSIVE INCOME</b>		<u>514,243.31</u>	<u>88,164.36</u>

Prepared by:

  
MARISSA F. BANDAL  
Division Manager C

Approved by:


  
GUIDO A. MOLLEJON  
General Manager D

Republic of the Philippines  
**CATARMAN WATER DISTRICT**  
 Catarman N. Samar


**CONDENSED STATEMENT OF CASH FLOWS**  
 All Fund  
 For the Year Ended December 31, 2016

	2016	2015
<b>Cash Flows from Operating Activities</b>		
<b>Cash Inflows:</b>		
Collection from Water Bills	14,325,523.37	13,403,971.13
Collection from Other Service Income	336,540.00	238,254.00
Refund of Overpayment of Expenses, Cash Advances	40,625.64	124,598.91
Interest Income	2,439.73	946.29
Collection from Other Income	523.64	1,400.47
<b>Total Cash Inflows</b>	<u>14,705,652.38</u>	<u>13,769,170.80</u>
<b>Cash Outflows:</b>		
Payment of expenses	6,023,922.46	5,125,415.55
Payments to suppliers and creditors	228,543.97	922,433.83
Payments to employees	6,544,745.53	6,300,941.20
Interest Expense	784,249.62	968,410.18
<b>Total Cash Outflows</b>	<u>13,581,461.58</u>	<u>13,317,200.76</u>
<b>Net Cash Flows from Operating Activities</b>	<u>1,124,190.80</u>	<u>451,970.04</u>
<b>Cash Flows from Investing Activities:</b>		
<b>Cash Inflows</b>	-	-
<b>Total Cash Inflows</b>	-	-
<b>Cash Outflows</b>	-	-
<b>Purchase/Construction of Investment Property</b>		
Office Equipment, Furnitures and Equipment	14,479.60	15,457.00
Other Property, Plant and Equipment	181,730.00	36,040.00
<b>Total Cash Outflows</b>	<u>196,209.60</u>	<u>51,497.00</u>
<b>Net Cash Flows from Investing Activities</b>	<u>(196,209.60)</u>	<u>(51,497.00)</u>
<b>Cash Flows from Financing Activities</b>		
<b>Cash Inflows</b>	-	-
<b>Total Cash Inflows</b>	-	-
<b>Cash Outflows</b>	-	-
Payment of Loan Amortization	611,962.38	431,589.82
<b>Total Cash Outflows</b>	<u>611,962.38</u>	<u>431,589.82</u>
<b>Net Cash Flows from Financing Activities</b>	<u>(611,962.38)</u>	<u>(431,589.82)</u>
<b>Total Cash Provided by Operating, Investing and Financing Activities</b>		
<b>Financing Activities</b>	316,018.82	(31,116.78)
<b>Add: Cash and Cash Equivalents - Beginning</b>	534,914.13	566,030.91
<b>Cash Balance at the end</b>	<u>850,932.95</u>	<u>534,914.13</u>

Prepared by:

  
**MARISSA F. BANDA**  
 Division Manager

Approved by:

  
**GUIDO A. MOLLEJON**  
 General Manager D





Republic of the Philippines  
CATARMAN WATER DISTRICT  
Cataraman N. Samar

STATEMENT OF CHANGES IN EQUITY  
For the Year Ended December 31, 2016  
(With Comparative Figures for CY 2015)

	Contributed Capital	Retained Earnings	Total
Balance at January 1, 2015	Capital	Earnings	Total
ADJUSTMENTS	2,577,950.89	5,953,968.64	8,531,919.53
Prior Period Errors		(1,415,511.56)	(1,415,511.56)
Restated Balance at January 1, 2015	<u>2,577,950.89</u>	<u>4,538,457.08</u>	<u>7,116,407.97</u>
<b>Changes in Equity for 2015</b>			
Add :			
Comprehensive Income		88,164.36	88,164.36
<b>BALANCE AT DECEMBER 31, 2015</b>	<u>2,577,950.89</u>	<u>4,626,621.44</u>	<u>7,204,572.33</u>
<b>CHANGES IN EQUITY FOR 2016</b>			
Add(Deduct)			
Comprehensive Income for the Year		514,243.31	514,243.31
Prior Period Errors		(410,003.42)	(410,003.42)
<b>BALANCE AT DECEMBER 31, 2016</b>	<u>2,577,950.89</u>	<u>4,730,861.33</u>	<u>7,308,812.22</u>

Prepared by:

  
MARISSA F. BANDAL  
Division Manager C

Approved by:

  
GUIDO A. MOLLEJON  
General Manager D